



# MAINTENANCE GENERAL INSTRUCTIONS

**GENERALLY** all parts of a building have to be looked after and maintained from time to time. This of course also applies for fittings in windows and doors.

How often fittings in windows and doors should be maintained depends to a large extent on how they are used, how often they are operated, and not least on the environment the fittings are exposed to.

Corrosion may also be caused by other factors, such as corrosive liquids, air pollution etc. Special attention should be given to fittings used in windows and doors in urban and industrial areas or other areas with a high traffic intensity as well as coastal areas. Fittings in such environments should be checked and greased more often than fittings used in areas with less corrosive effects.

**HINGES AND FITTINGS** should be lubricated when necessary, or at the minimum twice a year.

**SLIDING ELEMENTS AS WELL AS ALL ALURAILS** with sliding surfaces are to be kept clean and free from dust and dirt to ensure a smooth sliding function. Stearin wax or a clean lubricating film (but no oil and no grease!) can be applied onto the aluminium rails.

**ESPANOULETTES AND OTHER LOCKING FITTINGS** should be greased or lubricated with acid free grease or acid free oil on spray. The grease/oil should be applied into the mechanism box as well as on the joints of the side bolts, the roller bolts, or the mushroom head bolts while activating the mechanism repeatedly. Grease or lubricate when necessary or at the minimum twice a year.

**BRASS** will sooner or later get some discolouration in a brownish tone depending on the environment in which it is placed. The original brass surface can be maintained by polishing from time to time.

**STAINLESS STEEL** can get some discolouration, although this rarely happens. Different chemical influences like acid fumes, contamination from wood preservation treatments, or air pollution may cause discoloration of the metal, sometimes to a reddish tone which could look like rust. Thin discoloration can be removed just by using common cleaner or polish.



# MAINTENANCE GENERAL INSTRUCTIONS

**PAINTED FITTINGS** will from time to time need repainting. Before painting all parts should be cleaned carefully. When choosing type of paint and when applying the paint remember to follow the instructions from the paint manufacturer very carefully.

When painting a wooden window in a house, it is a good idea also to paint the visible parts of the fittings (please note: No alurails nor sliding parts should ever be painted!). The painting of the fitting will minimize corrosion and add to the lifetime of the fitting. Always make sure that the proper function of a fitting is not affected by the painting.

**ANODIZED ALUMINIUM** should be cleaned from time to time, depending on the surroundings in which it is placed. Cleaning of the surface with a cloth or sponge is recommended. Eventually a neutral solvent can be used. Emery cloth, steel wool, sodium carbonate, and other cleansers or abrasives containing alkalies or acid should never be used.

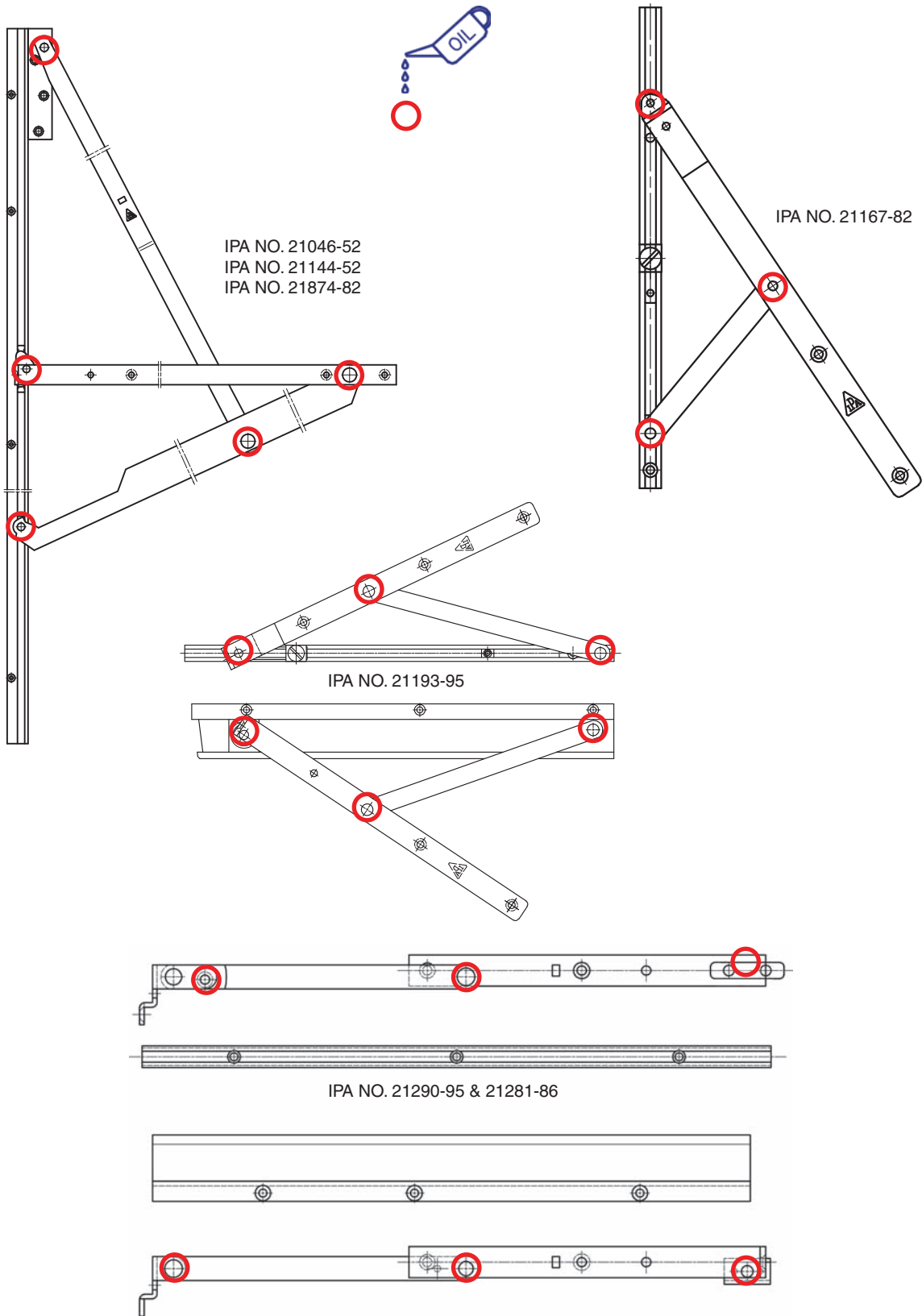
**ON THE WINDOW AND DOOR FACTORY SITE** all fittings should be lubricated or greased before shipment. Hinges should be lubricated with acidfree oil while activating repeatedly an acidfree grease can also be used. When using grease it should be applied directly onto the pin of the hinges. It may be necessary to dismantle the sash before greasing. Especially hinges with a brass pin should be greased.

When mounting fittings, please make sure that the tools do not damage the original surface treatment. When original surface has been damaged make sure that remedial take place as soon as possible.

**WHEN IN DOUBT PLEASE CONTACT YOUR LOCAL SUPPLIER OR A/S J. PETERSENS  
BESLAGFABRIK.**



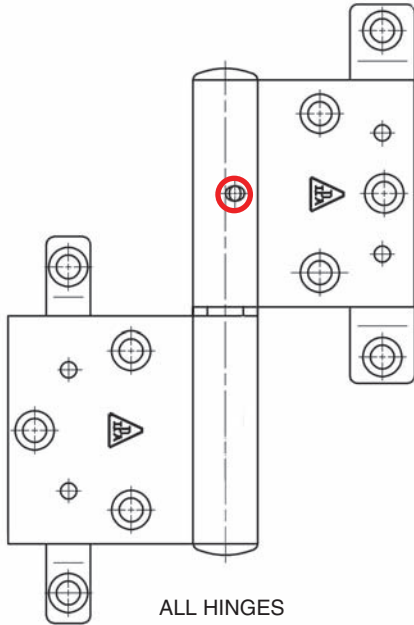
# MAINTENANCE LUBRICATION INSTRUCTIONS



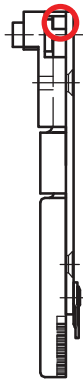
**LUBRICATE BETWEEN THE MOVING PARTS WHILE ACTIVATING REPEATEDLY.  
DO NOT GREASE THE ALUMINIUM RAILS.**



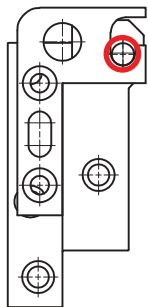
# MAINTENANCE LUBRICATION INSTRUCTIONS



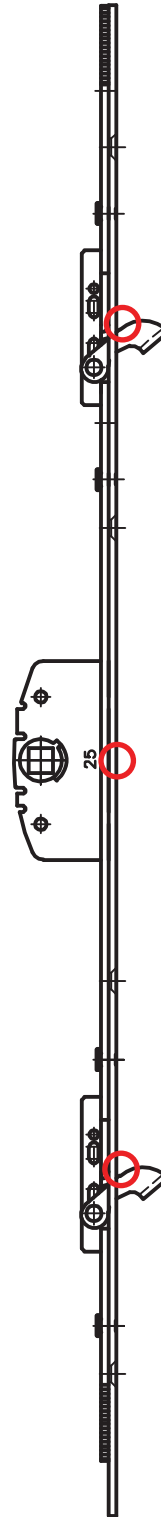
ALL HINGES



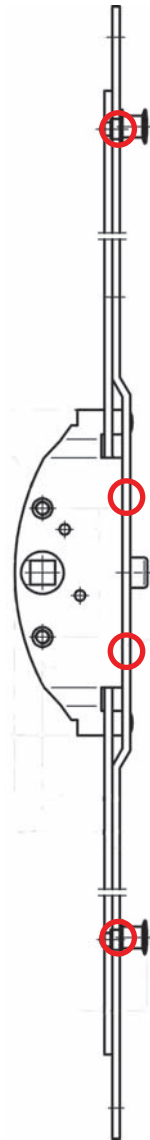
IPA NO. 23782-90



IPA NO. 21125-28



ALL ESPAGNOLETTES



**LUBRICATE BETWEEN THE MOVING PARTS WHILE ACTIVATING REPEATEDLY.  
DO NOT GREASE THE ALUMINIUM RAILS.**